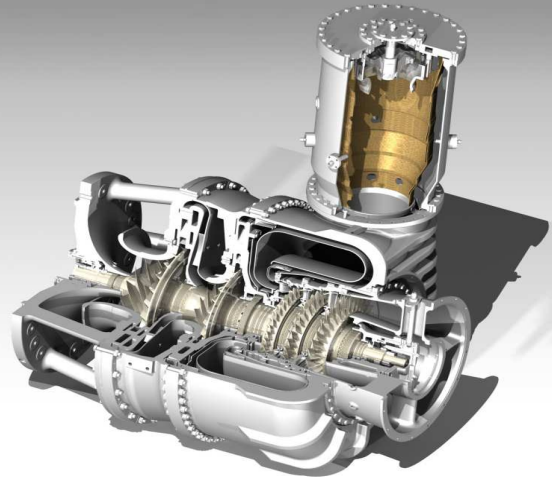


Gas Turbine Generator Set GPB17D

Gas Turbine Type M1A-17D

Electrical Power	1,816 kW
Fuel input	6,463 kW
Efficiency	28.1 %
Exhaust gas mass flow	8.00 kg/s
Exhaust gas temperature	522 °C
Generator voltage	0.4 kV / 6.3 kV / 10.5 kV
Steam mass flow 8 bar(g) saturated	5.0 t/h
Fuel type	Natural Gas
Emissions	NOx >9ppm / CO 50ppm

Performance at ISO-conditions without any losses



M1A-17D

GPB17D



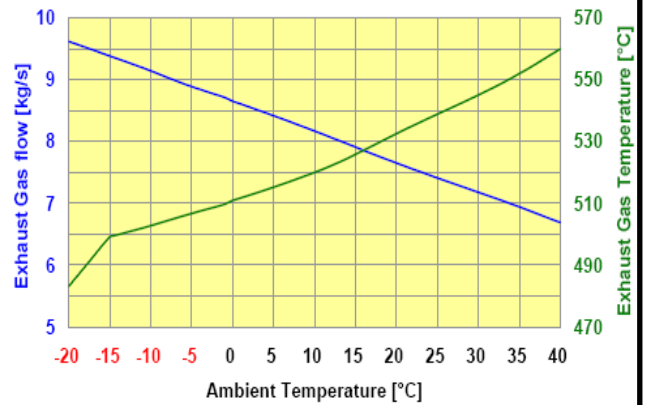
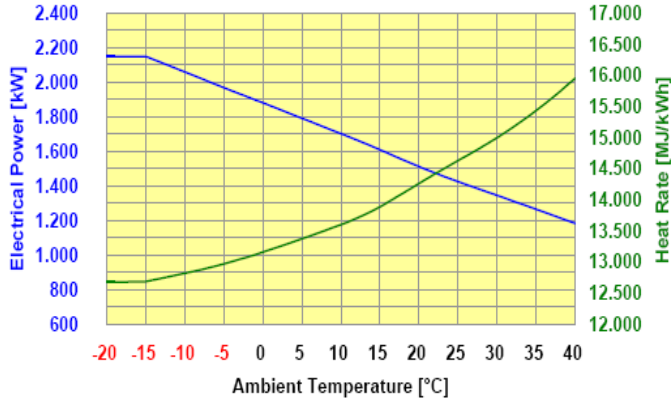
KAWASAKI Gas Turbine Europe GmbH
Nehringstrasse 15
61352 Bad Homburg / Germany

Phone+ 49 (0) 6172-73 63-0
Fax + 49 (0) 6172-73 63-55
eMail info@kge-gmbh.com

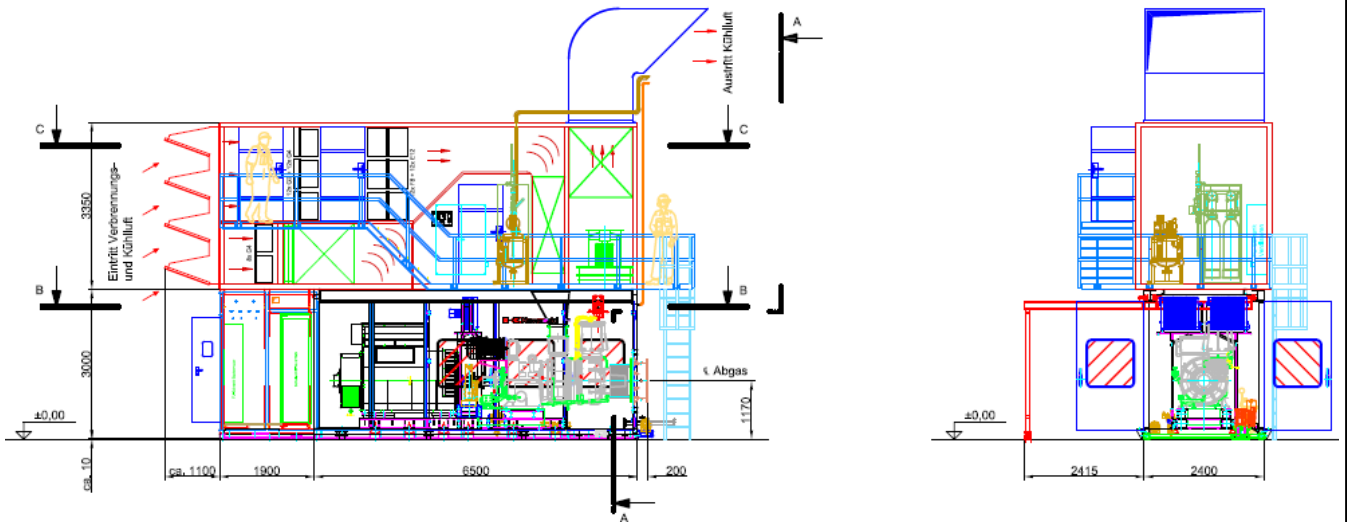
Get Reliable Eco-friendly Energy Now

www.kawasaki-gasturbine.de

Performance Diagrams at ISO conditions:



Typical Layout for outdoor installation



KAWASAKI Gas Turbine Europe GmbH
 Nehringstrasse 15
 61352 Bad Homburg / Germany

Phone+ 49 (0) 6172-73 63-0
 Fax + 49 (0) 6172-73 63-55
 eMail info@kge-gmbh.com

Get Reliable Eco-friendly Energy Now

www.kawasaki-gasturbine.de